

Handling System for Dishwasher Conveyor, long rollers with end plate


ITEM # _____

MODEL # _____

NAME # _____

SIS # _____

AIA # _____



865196 - 863039 - 863040 - 863041 - 863042 - 865197 -
863043 - 863044 - 863045 - 863046 - 865198 - 863047 -
863048 - 863049 - 863050 - 863051

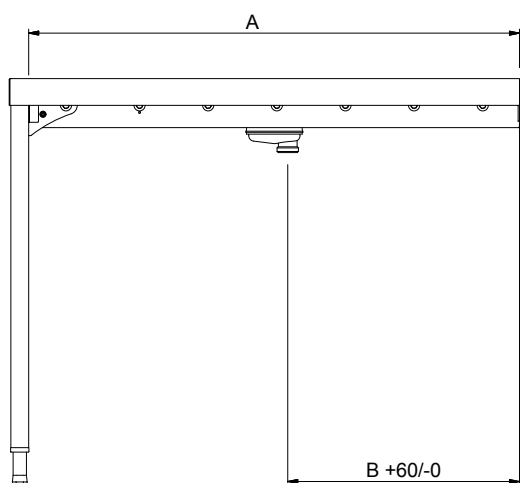
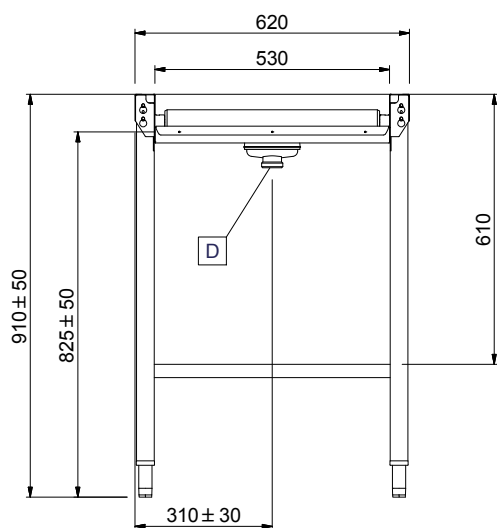
Main Features

- Suitable to install either a single unit with dishwasher or combined with other tables.
- The table is suitable for both rack type and hood type dishwasher. Rack type dishwasher can be connected directly to the table, while there are optional accessories to adapt the table with hood type dishwasher.
- Conveyors supplied as knockdown and easy to assemble.
- "Key holes" and "snap on" system reduces the number of screws needed for fast and easy installation.
- Improved end limit switch for easier cleaning and higher reliability.
- Drain can be turned 360°.
- Designed to transport 500x500 mm dishwashing baskets.
- Manual rack movement with long rollers.
- The table can be used on loading and/or unloading sides as the first or the last table in the working flow.
- Long roller conveyor is available from 1100 up to 2600mm with 100mm-step length.

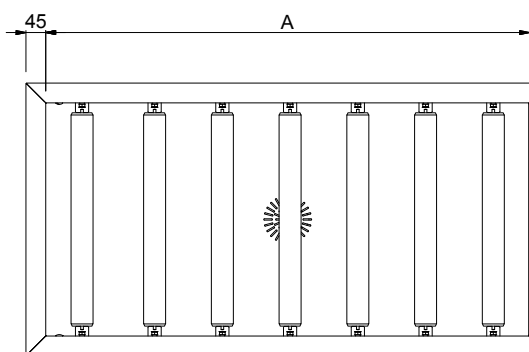
Construction

- Stainless steel feet 50 mm adjustable in height to align the operation height between the dishwasher and table.
- Thick welded flanges for sturdy connection between the units.
- All surfaces smooth with polished finish.
- AISI 304 1,2mm stainless steel basin.
- Self-bearing undershelf eliminates the need for additional frames.
- Sloping bottom of the table grants a smooth and rapid drainage.
- 40x40mm stainless steel tubular and square legs.
- Plastic rollers easy to remove for cleaning.
- Conveyors optionally equipped with end-limit switch, guides for racks, and undershelves.

APPROVAL: _____

Front

Side


D = Drain

Top

Key Information:
External dimensions, Width:

865196 (HSLRCEP11)	1145 mm
863039 (HSLRCEP12)	1245 mm
863040 (HSLRCEP13)	1345 mm
863041 (HSLRCEP14)	1445 mm
863042 (HSLRCEP15)	1545 mm
865197 (HSLRCEP16)	1645 mm
863043 (HSLRCEP17)	1745 mm
863044 (HSLRCEP18)	1845 mm
863045 (HSLRCEP19)	1945 mm
863046 (HSLRCEP20)	2045 mm
865198 (HSLRCEP21)	2145 mm
863047 (HSLRCEP22)	2245 mm
863048 (HSLRCEP23)	2345 mm
863049 (HSLRCEP24)	2445 mm
863050 (HSLRCEP25)	2545 mm
863051 (HSLRCEP26)	2645 mm

External dimensions, Depth:

620 mm

External dimensions, Height:

910 mm

Net weight:

865196 (HSLRCEP11)	18 kg
863039 (HSLRCEP12)	18.95 kg
863040 (HSLRCEP13)	19.9 kg
863041 (HSLRCEP14)	21.18 kg
863042 (HSLRCEP15)	22.46 kg
865197 (HSLRCEP16)	23 kg
863043 (HSLRCEP17)	24.69 kg
863044 (HSLRCEP18)	25.64 kg
863045 (HSLRCEP19)	26.92 kg
863046 (HSLRCEP20)	28.2 kg
865198 (HSLRCEP21)	29 kg
863047 (HSLRCEP22)	30.43 kg
863048 (HSLRCEP23)	31.38 kg
863049 (HSLRCEP24)	32.66 kg
863050 (HSLRCEP25)	33.94 kg
863051 (HSLRCEP26)	34.89 kg

Height adjustment:

50/50 mm

Basin material:

Stainless Steel AISI 304 - EN
1.4301

Type of rollers:

Long



Handling System for Dishwasher Conveyor, long rollers with end plate

Optional Accessories

	865196	863039	863040	863041	863042	865197	863043	863044	863045	863046	865198	863047	863048	863049	863050	863051
863077 - Plain undershelf for roller conveyor, 1200 mm		✓	✓	✓	✓	✓	✓	✓	✓	✓	✓	✓	✓	✓	✓	✓
863078 - Plain undershelf for roller conveyor, 1300 mm			✓	✓	✓	✓	✓	✓	✓	✓	✓	✓	✓	✓	✓	✓
863079 - Plain undershelf for roller conveyor, 1400 mm				✓	✓	✓	✓	✓	✓	✓	✓	✓	✓	✓	✓	✓
863080 - Plain undershelf for roller conveyor, 1500 mm					✓	✓	✓	✓	✓	✓	✓	✓	✓	✓	✓	✓
863081 - Plain undershelf for roller conveyor, 1700 mm							✓	✓	✓	✓	✓	✓	✓	✓	✓	✓
863082 - Plain undershelf for roller conveyor, 1800 mm								✓	✓	✓	✓	✓	✓	✓	✓	✓
863083 - Plain undershelf for roller conveyor, 1900 mm									✓	✓	✓	✓	✓	✓	✓	✓
863084 - Plain undershelf for roller conveyor, 2000 mm										✓	✓	✓	✓	✓	✓	✓
863085 - Plain undershelf for roller conveyor, 2200 mm												✓	✓	✓	✓	✓
863086 - Plain undershelf for roller conveyor, 2300 mm													✓	✓	✓	✓
863087 - Plain undershelf for roller conveyor, 2400 mm														✓	✓	✓
863088 - Plain undershelf for roller conveyor, 2500 mm															✓	✓
863089 - Plain undershelf for roller conveyor, 2600 mm																✓
863103 - Grid undershelf, 1200 mm		✓	✓	✓	✓	✓	✓	✓	✓	✓	✓	✓	✓	✓	✓	✓
863104 - Grid undershelf, 1300 mm			✓	✓	✓	✓	✓	✓	✓	✓	✓	✓	✓	✓	✓	✓
863105 - Grid undershelf, 1400 mm				✓	✓	✓	✓	✓	✓	✓	✓	✓	✓	✓	✓	✓
863106 - Grid undershelf, 1500 mm					✓	✓	✓	✓	✓	✓	✓	✓	✓	✓	✓	✓
863107 - Grid undershelf, 1700 mm							✓	✓	✓	✓	✓	✓	✓	✓	✓	✓
863108 - Grid undershelf, 1800 mm								✓	✓	✓	✓	✓	✓	✓	✓	✓
863109 - Grid undershelf, 1900 mm									✓	✓	✓	✓	✓	✓	✓	✓
863110 - Grid undershelf, 2000 mm										✓	✓	✓	✓	✓	✓	✓
863111 - Grid undershelf, 2200 mm												✓	✓	✓	✓	✓
863112 - Grid undershelf, 2300 mm													✓	✓	✓	✓
863113 - Grid undershelf, 2400 mm														✓	✓	✓
863114 - Grid undershelf, 2500 mm															✓	✓
863115 - Grid undershelf, 2600 mm																✓
865162 - Emergency stop kit for Rack Type Dishwasher	✓	✓	✓	✓	✓	✓	✓	✓	✓	✓	✓	✓	✓	✓	✓	✓
865163 - Connection plate (short) side to connect handling system to hood type dishwasher on the left side	✓	✓	✓	✓	✓	✓	✓	✓	✓	✓	✓	✓	✓	✓	✓	✓
865164 - Connection plate (long) to connect handling system to hood type dishwasher on the front and right side	✓	✓	✓	✓	✓	✓	✓	✓	✓	✓	✓	✓	✓	✓	✓	✓
865219 - Plain undershelf for roller conveyor, 600 mm	✓	✓	✓	✓	✓	✓	✓	✓	✓	✓	✓	✓	✓	✓	✓	✓
865220 - Plain undershelf for roller conveyor, 1100 mm	✓	✓	✓	✓	✓	✓	✓	✓	✓	✓	✓	✓	✓	✓	✓	✓
865221 - Plain undershelf for roller conveyor, 1600 mm						✓	✓	✓	✓	✓	✓	✓	✓	✓	✓	✓
865222 - Plain undershelf for roller conveyor, 2100 mm											✓	✓	✓	✓	✓	✓
865223 - Guide rack for 4 dishwasher baskets, 1100 mm - 1500 mm	✓	✓	✓	✓	✓	✓	✓	✓	✓	✓	✓	✓	✓	✓	✓	✓
865224 - Guide rack for 8 dishwasher baskets, 1600 mm - 2000 mm						✓	✓	✓	✓	✓	✓	✓	✓	✓	✓	✓
865225 - Guide rack for 12 dishwasher baskets, 2100 mm - 2500 mm											✓	✓	✓	✓	✓	✓
865226 - Guide rack for 16 dishwasher baskets, 2600 mm																✓
865234 - Connection bracket for plain undershelf and grid undershelf (to be used if roller conveyor is connected directly to Rack Type Dishwasher)	✓	✓	✓	✓	✓	✓	✓	✓	✓	✓	✓	✓	✓	✓	✓	✓
865235 - Connection bracket for plain undershelf and grid undershelves (to be used if roller conveyor is connected directly to Rack Type dishwasher with splash hood)	✓	✓	✓	✓	✓	✓	✓	✓	✓	✓	✓	✓	✓	✓	✓	✓
865236 - Grid undershelf, 600 mm	✓	✓	✓	✓	✓	✓	✓	✓	✓	✓	✓	✓	✓	✓	✓	✓
865237 - Grid undershelf, 1100 mm	✓	✓	✓	✓	✓	✓	✓	✓	✓	✓	✓	✓	✓	✓	✓	✓
865238 - Grid undershelf, 1600 mm						✓	✓	✓	✓	✓	✓	✓	✓	✓	✓	✓
865239 - Grid undershelf, 2100 mm											✓	✓	✓	✓	✓	✓
865253 - Inclined extension table for roller conveyor	✓	✓	✓	✓	✓	✓	✓	✓	✓	✓	✓	✓	✓	✓	✓	✓
865256 - End limit switch for long roller conveyor (kit with two short rollers and end switch)	✓	✓	✓	✓	✓	✓	✓	✓	✓	✓	✓	✓	✓	✓	✓	✓
865452 - Plain undershelf for roller conveyor, 800 mm	✓	✓	✓	✓	✓	✓	✓	✓	✓	✓	✓	✓	✓	✓	✓	✓
865453 - Grid undershelf, 800 mm	✓	✓	✓	✓	✓	✓	✓	✓	✓	✓	✓	✓	✓	✓	✓	✓

Handling System for Dishwasher Conveyor, long rollers with end plate



The company reserves the right to make modifications to the products without prior notice. All information correct at time of printing.

2025.07.09